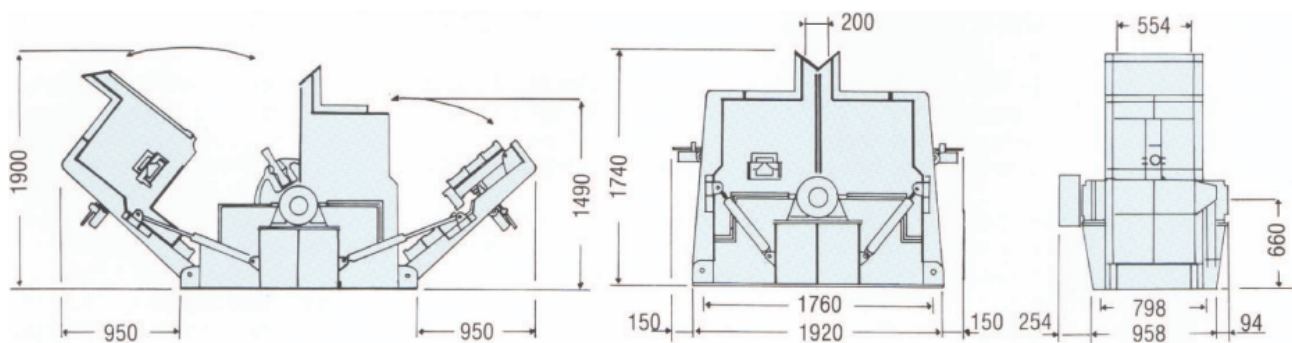


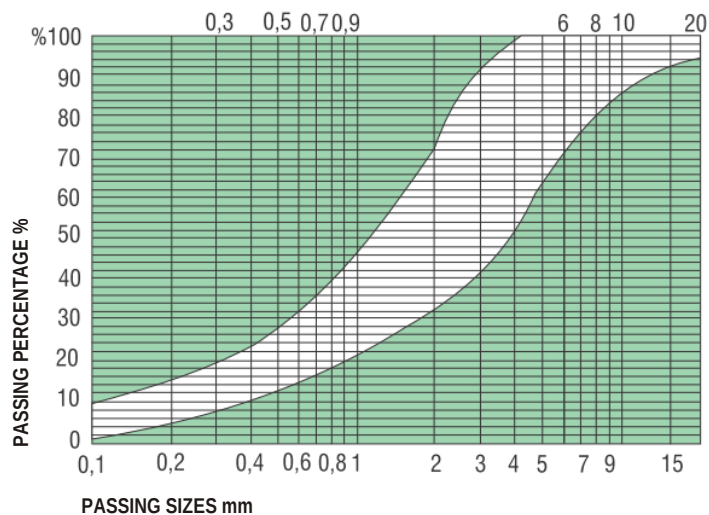
TECHNICAL DATA

Modello Modèle Type	Dim. Bocca Dim. Bouche Mouth Dim. (mm)	Velocità rotore Vitesse rotor Rotor speed (rpm)	Pezzatura max d'alim. Dim. d'alim. maximum Max feeding size (mm)	Produzione max Production max Max output (T/h)	Potenza installata Puissance moteur Engine power (Kw)	Peso Poids Weight (Kg)
MIT 55/2	554×200	1320	50	44	110 G	4.500
MIT 55/3	554×200	1024	60	54	110 G	4.840

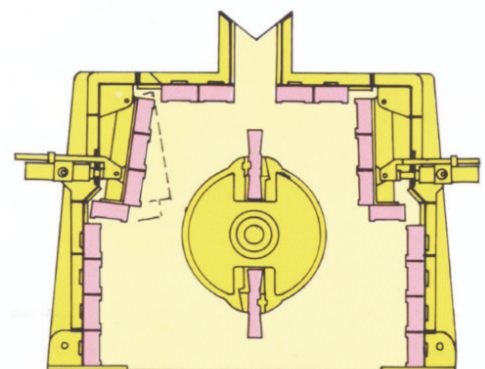
DIMENSIONS (mm)



DIAGRAM



SECTION



Le caratteristiche, foto e dimensioni non sono impegnative. Baioni Crushing Plants SpA si riserva il diritto di apportare modifiche alle specifiche senza preavviso.
 Les caractéristiques, photos et dimensions n'engagent pas la Baioni Crushing Plants SpA qui se réserve le droit d'apporter des modifications sans préavis.
 Characteristics, photos and dimensions are not binding. Baioni Crushing Plants SpA reserves the right to modify the specifications herein without prior notice.